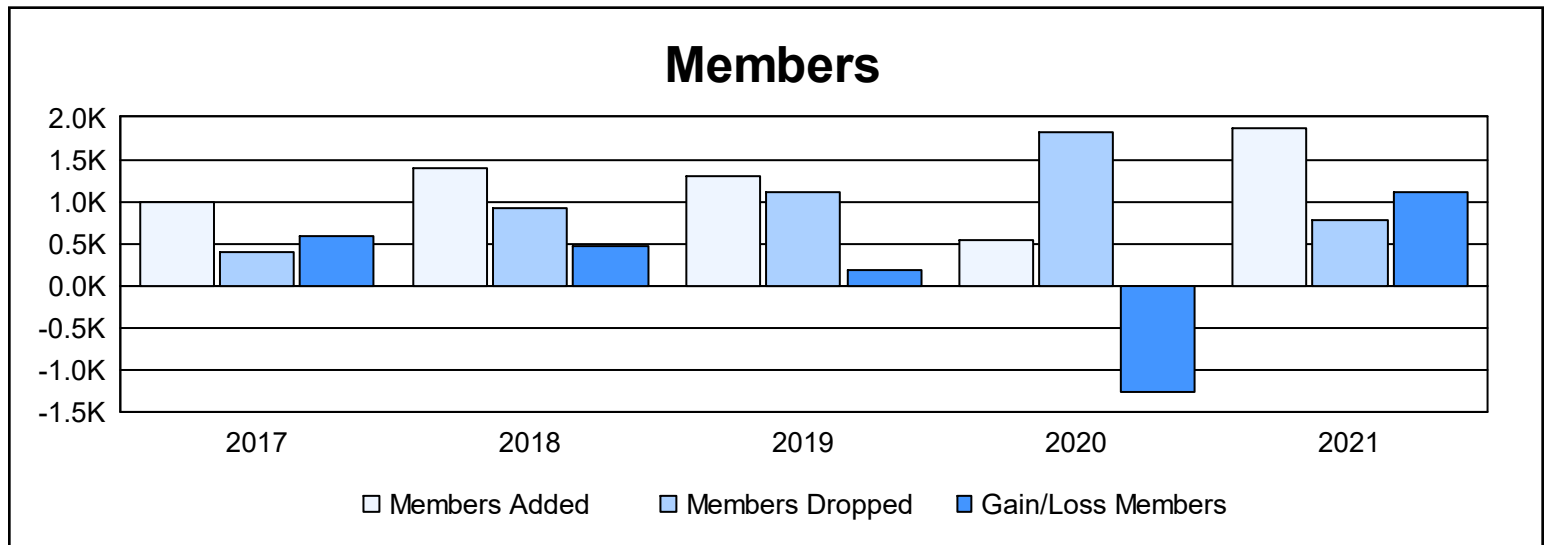
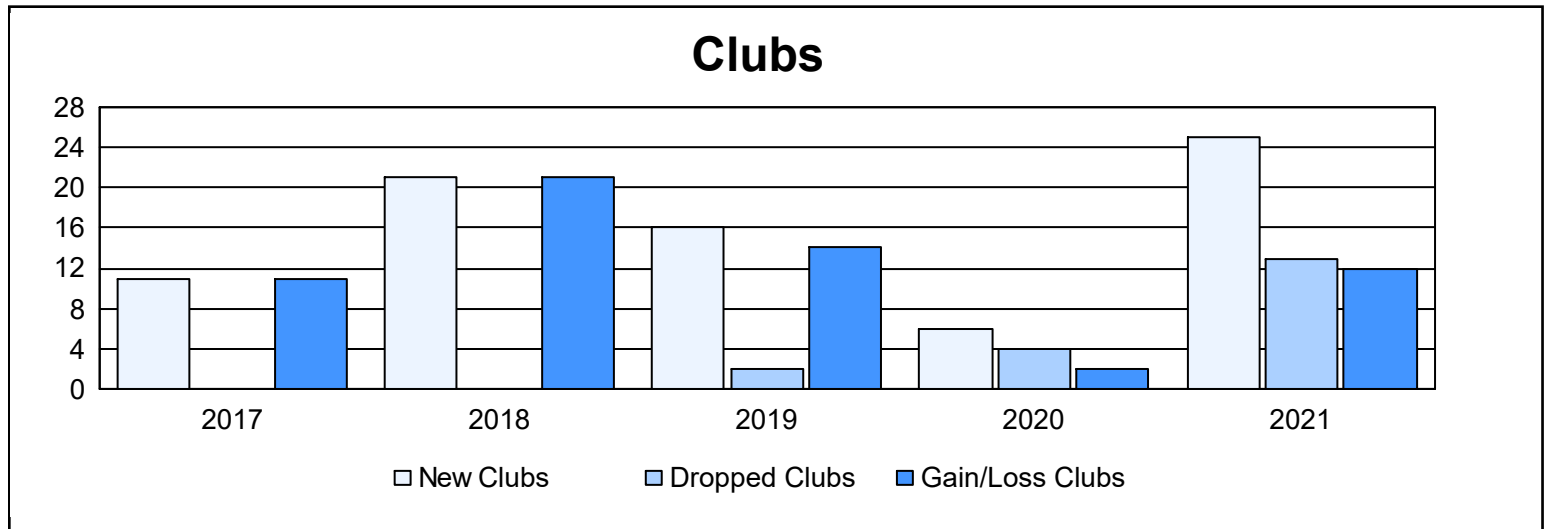
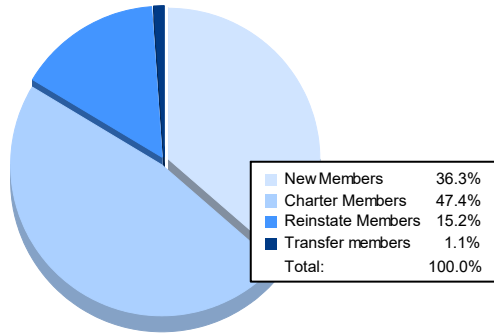


| Year | New Clubs | Dropped Clubs | Gain/ Loss Clubs | New Members | Charter Members | Reinstate Members | Transfer Members | Total Member Added | Total Members Dropped | Gain/ Loss Members |
|----------------|-----------|---------------|------------------|-------------|-----------------|-------------------|------------------|--------------------|-----------------------|--------------------|
| 2016-2017 | 11 | 0 | 11 | 679 | 243 | 34 | 31 | 987 | 407 | 580 |
| 2017-2018 | 21 | 0 | 21 | 820 | 494 | 55 | 22 | 1,391 | 926 | 465 |
| 2018-2019 | 16 | 2 | 14 | 590 | 470 | 178 | 62 | 1,300 | 1,109 | 191 |
| 2019-2020 | 6 | 4 | 2 | 252 | 180 | 94 | 24 | 550 | 1,816 | -1,266 |
| 2020-2021 | 25 | 13 | 12 | 680 | 887 | 285 | 21 | 1,873 | 772 | 1,101 |
| Average | 16 | 4 | 12 | 604 | 455 | 129 | 32 | 1,220 | 1,006 | 214 |



Membership Composition June 2021 Cumulative



Gender Composition June 2021 Cumulative

